

Historic, archived document

Do not assume content reflects current scientific knowledge, policies, or practices.

62.41


1925

DIS. 1925
U.S. Department of Agriculture

BALESKY'S

***** FAMOUS *****

Northern Grown Plants



Balesky's Plant Nursery

H. F. BALESKY, Proprietor

FOSTERS,

MICHIGAN

BALESKY'S PLANT NURSERY, FOSTERS, MICH.

TESTIMONIALS

I received the strawberry plants all right. I thank you very much. They are fine plants. I have a friend who is going to send for some. I shall recommend your plants as this is a berry district.

Respectfully yours,
MICHAEL CUNNING,
Marshfield Hills, Mass.

Received the plants in good condition. They are surely fine plants. Thanks for sending them so soon. Enclosed find another order for Progressive Everbearing.

Yours truly,
ALEX SHOE.
Havana, Ohio.

I was well pleased with the berry plants you sent E. B. Moore, so please send me 1,000 Aroma and 1,000 Dr. Burrill. Rush please.

Yours respectfully,
LEE W. TURNER,
Doster, Mich.

Plants received O. K., in fine condition.

Respectfully,
W. B. STEWART,
Audubon, N. J.

My order to you for 6 grape vines, 100 Champion and 1,000 Progressive Everbearing strawberries was received in good condition last Friday, the 11th. Many thanks.

SUSIE R. COOK,
Littleton, Colo.

I received my strawberry plants in fine shape. I thank you very much.

Yours truly,
FRANK LUHRSEN,
Buckley, Ill.

Enclosed find Money Order for which send me 400 Senator Dunlap strawberry plants. Please rush these. I received the other order O. K. and am well pleased with them.

Yours truly,
G. C. MAHLE,
Washington, Ill.

I realize its getting late in the season, but I saw some of your plants and think they are the finest I ever saw, I want them any way. Please send them parcel post.

EARL McDEARMON,
Morrison, Ill.

I received your strawberry plants O. K. and they sure are fine plants. Enclosed find P. O. Money Order for 1,000 more—namely: 500 Dr. Burrill and 500 Senator Dunlap. Please do rush for I fear I am late. Send any way to reach me soon. Those received are so fine that I want more. Please do rush.

Yours truly,
MRS. JAMES H. NOLAN,
Morrisonville, Ill.

The strawberry plants that I ordered from you have arrived in splendid condition and I have already set them out. They were sure fine plants and I shall not hesitate to recommend you and your plants. Thanks for the extra plants.

Yours with best wishes,
JACOB KEIM,
Bethany, Ill.

All the strawberry plants I got of you last spring lived. Not even one died. I am well pleased. The everbearing strawberries just would bloom and bear, berries ripening now.

R. W. WALTERS,
Springfield, Ohio.

STATE DEPARTMENT OF AGRICULTURE

Certificate of Nursery Inspection No. 3086

This is to Certify, that I have examined the nursery stock of H. F. Balesky, Fosters, Michigan, and find it apparently free from dangerous insects and dangerously contagious tree and plant diseases.

This certificate to be void after July 31, 1925.

BUREAU OF FOODS AND STANDARDS,

W. P. Hartman, Director.

Lansing, Mich., September 16, 1924.

INTRODUCTION



IN PREPARING this, my little business book, I had just one thought in mind—to be conservative—to make it a book of facts. No attempt is made to exaggerate or deceive you with overdrawn pictures or elaborate descriptions. I have described each variety (strawberries and gladioli) in a conservative manner. It is also my aim to see the other fellow's side of the deal—to treat him as I would like to be treated, were I in his place. Satisfied customers are my greatest assests. The fact that the volume of business done by Balasky's Plant Nursery each year, has increased 100% over the previous year, is proof that I have carried out the above policy. But telling these things is not enough—let me prove it. Send me your next order. I have a good supply of plants, but the demand will be large and right here let me advise you truthfully, that there is a decided shortage of strawberry plants throughout the United States this year and it will be to your advantage to send in your order as soon as possible.

Balesky's Famous Northern Grown Plants are sold and shipped to all parts of the United States and some to foreign countries. Nurserymen and growers to whom I have sold plants report that the roots on my plants average fully two inches longer than any they ever bought elsewhere. They have a root system that is hard to equal.

"A house can be no better than its foundation," which is equally true of a strawberry plant. Balesky's Famous Northern Grown plants will give you the foundation needed for your success in growing strawberries. There is no doubt about the vigor and hardiness of our northern grown plants because of the winters they must endure. Nature has provided them with longer roots, better crowns and much more vitality than plants grown farther south. So after using the utmost care in preparing your soil, it will be to your advantage to also use the utmost care in selecting plants with a well developed root system, a "foundation." They will start better, grow faster and be more productive.

ROOTS LIKE A WOMAN'S HAIR

Two years ago I shipped a package of strawberry plants to a man in the city and after he opened it, he took the package to his neighbor across the way. (This neighbor happend to be a friend of mine.) Charlie, I want you to take a look at this stuff that your friend Balesky sent me. Why, what's the matter with it? Well, just take a look at them. After opening the package, Charlie said, "Why, Fred, those are strawberry plants." I know that's what I ordered, but how in hang will I ever plant them. They got roots like a woman's hair. I never saw the like."

Well, Fred took the plants home and planted them. Six weeks later he called Charlie over to show him the rotten plants he got from Balesky. Only twenty-two with green leaves on, the rest deader than a door-nail. Charlie pulled up one of the withered plants and examined it.

"Fred, you've got a good stand of plants here ,considering the way you planted them. Why, you only got part of the roots in the ground. How did you ever happen to plant them that way?"

Well, Charlie, I used a broom handle to make the holes and I couldn't get all the roots in."

Now here's the point. How easy it is to put the blame on the other fellow. I hope that never again will any of my customers plant Balesky's "rotten plants" with a broom handle. You will find correct planting instructions in another part of this book. If the roots are too long, cut them off to about three or four inches, (like a woman's bobbed hair) but be sure you get them all in the ground.



Senator Dunlap


SENATOR DUNLAP (Per). A mid-season variety. The Dunlap is now so well known among strawberry growers that it needs no introduction. Wherever strawberries are grown, fields of Dunlaps are a familiar sight. This variety has made more money for its growers throughout the United States than any other variety ever grown. It is impartial as to soil or climate and will produce large crops of fine fruit wherever planted. Berries are large, evenly shaped, rich crimson color, firm and of finest quality and flavor. It has nearly all the good points that can be desired in a perfect berry. Plants are vigorous growers, with long roots and sturdy crowns. You will make no mistake in planting Senator Dunlap for main crop.

PARSONS BEAUTY (Per). A good mid-season variety. Plants are large robust growers with heavy roots and sturdy crowns. Berries are dark glossy red, large, firm and a good shipper. Very productive.

POCOMOKE (Per). Mid-season. A splendid variety and very productive. Plants are very vigorous growers with long heavy roots and plenty of them. Berries are round in shape, large in size, firm and of good quality.

WARFIELD (Imp). Mid-season. This is one of the most productive varieties grown. Berries are medium to large, dark red color, very firm and one of the best canning berries grown. Plants are rampant runner makers and strong growers. Very hardy. Succeeds everywhere. Warfield is a pistillate variety and should be planted beside Dunlap or Dr. Burrill.

See Price List on Page 14



The Gibson Strawberry

GIBSON (Per). Mid-season variety. Gibson is a fine variety and many growers prefer it to Dunlap. Berries are larger than the Dunlap and hold their size well up to the last picking. The fruit is large, glossy red, nearly round in shape, firm, and the flavor is as fine as can be found in any strawberry. Gibson is a very productive variety. Plants are large; have powerful roots and massive crowns.

MICHAELS EARLY (Per). Michaels Early is an old variety that has been among the early kinds for many years. Berries are light red and rather soft. It will not stand shipping well. The quality is fair. The flavor resembles that of the wild strawberry.

GANDY (Per). Late. A good variety. Should be planted on good rich soil to do its best. Plants are strong growers and the berries are large and firm, good in quality and a good shipper.

BUBACH (Per). Mid-season. Berries are very large, conic in shape and bright scarlet in color. It is quite firm and fair in quality.

PREMIER (Per). King of the Earlys. Premier is the best and most productive early variety ever produced. Berries are large in size, fine in quality and delicious in flavor. Premier is an extra early berry and ripens its fruit before Dunlap and Gibson thus making it a very desirable variety for early market. There are few varieties that possess the sterling qualities of Premier; many good things have been said about this variety and it is becoming very popular in many sections of the country.

DR. BURRILL (Per). Medium early. A new variety of the Dunlap type. Berries are larger than the Dunlap and the plants are more productive. The fruit is very large and uniform in shape and size. The color is a rich dark red and the flavor is simply delicious. Plants have long roots and are vigorous growers.

AROMA (Per). Aroma is a fine late variety and on account of its productiveness is very popular with commercial growers throughout the country and particularly with growers of the southern states. Berries are large in size, conical in shape and are borne in large clusters. The quality and flavor is extra good and it is one of the very best long distance shippers grown. Plants are large and heavily crowned.

BRANDYWINE (Per). Late. This variety has been a favorite with growers for many years. Brandywine is a good producer of large berries of deep red color, firm and fine in flavor. It is a good canning berry, holding its shape, color and fine tart flavor after being canned. Plants are vigorous growers and thrive best on good rich soil.

HOWARD 17 (Per). Early. This is a good dependable early berry and growers will make no mistake in planting Howard 17 for an early market crop. Berries are very large, rich glossy red and finest quality and flavor.

See Price List on Page 14

PROGRESSIVE (Everbearing). The Progressive is as extensively grown among the everbearers, as the Dunlap among the standard varieties. It is a good producer of medium to large sized berries that are sweet and delicious in flavor. They will bear a sure crop of berries ninety days after plants are set and continue to fruit until all vegetation is frozen in the fall. Plants have powerful roots and heavy crowns.



CHAMPION (The New Everbearing Strawberry)

This variety has been on the market for several years and has met with great favor among berry growers throughout the country. The fruit resembles that of the Dunlap and the flavor is equally as good. I believe it is a better variety than Progressive, although the Progressive is holding its own well. Personally I believe the Champion is more productive. The berries are larger and if I had my choice between the two, I would decide in favor of Champion. Some growers claim there is not much difference between the two, but let that be as it may, both are giving general satisfaction and are up to the present time our two most dependable everbearers.

SUPERB. The plants of this variety are fine thrifty growers, making many new plants the first season. If the runners are cut back somewhat, they will bear a good crop in the fall of the first year. The berries are large to very large and very regular in shape. They are bright glossy crimson and the prettiest and most attractive berries of all the kinds of fall bearing strawberries. The flavor is somewhat inferior to most other varieties. On account of their size and very fine appearance, they are a splendid market berry and a good shipper.

EVERBEARING STRAWBERRIES

On account of the long fruiting season of the everbearers, they should be supplied with an abundance of plant food to insure the production of large berries. They also require plenty of moisture, but should not be planted on poorly drained land. Plant them early and remove all blossoms until July 15th, after which let them fruit to full capacity. For best results they should be grown in the hill system.

**PUBLISHED BY PERMISSION OF THE BIRCH RUN STATE BANK,
BIRCH RUN, MICHIGAN**

To Whom it may concern:—

We, the undersigned, do state that BALESKY'S PLANT NURSERY, of Fosters, Michigan, is owned and operated by H. F. Balesky, who is doing a very extensive strawberry plant business. Mr. Balesky is well known to us as a man of ability and honesty and we believe any one doing business with him will be dealt with fairly and honestly.

THE BIRCH RUN STATE BANK,
By Ernest R. May, Cashier.



The New Cooper Strawberry

It is said to be the most wonderful strawberry known at the present time. Cooper begins to ripen its large crop of fruit medium early. Berries grow several times as large as ordinary strawberries. It will yield several times as many large berries to the acre as the other kinds. 18 to 35 berries will fill a quart box. Many good things have been said about this variety and no doubt you will hear a lot more in the future.

MY GUARANTEE

I guarantee my plants to be first class well rooted stock and true to name. That they will be fresh dug for your order and packed in plenty of damp moss so as to reach you in good growing condition. It is however, mutually agreed between my customers and myself that after plants have been delivered in good growing condition my responsibility ends. Owing to the many conditions that may prevent the best plants from giving satisfaction, I will in no way be responsible for the crop. However, I will "make good" any error or misunderstanding between my customers and myself, even though there is a question as to who is at fault. I want you to report errors. Just drop me a line stating what the trouble is. That's enough. Don't need to be impolite.

See Price List on Page 14

General Information

Express Shipments—I advise shipping by express. I believe it is the cheapest and best way to ship, except on small orders, of twenty pounds or less, and for short distances.

Parcel Post—The parcel post weight limit is seventy pounds for the first three zones. Packages weighing fifty pounds may be shipped to all zones.

Add to your order for each hundred plants	1st zone	2nd zone	3rd zone	4th zone	5th zone	6th zone	7th zone	8th zone
.....	\$0.10	\$0.12	\$0.19	\$0.26	\$0.33	\$0.41	\$0.48	

Ask your Postmaster or mail carrier what zone you are in from Fosters, Saginaw County, Michigan. Then by referring to the above table you can easily determine the amount of postage needed to have your plants shipped by parcel post. If you do not include postage with your order, we can ship your plants C. O. D. postage, but of course your Postmaster will charge you a little extra for collection.

Substitution—I very seldom find it necessary to substitute one variety for another, unless your order is received late in the season and I happen to be sold out of the variety ordered, in which case I will either substitute or refund your money, as you wish.

How To Order—Please use the order sheet on page 15 and write very plainly. Be sure to give shipping point if different from your postoffice address. Also be sure to tell me if you want me to substitute in case I am sold out of the variety you ordered. If you do not say anything about it, I will take it for granted that I am to use my own judgement and in that case will substitute a variety of equal or better value and will label such substitute true to name.

Terms—Cash with small orders. I will book large orders if part cash is sent, balance before plants are shipped. Do not ask for credit, or to ship your plants C. O. D.

Location—If you live within driving distance, you will find my nursery located 2½ miles west and 1 mile north of Birch Run. I am connected with long distance telephone. Call Birch Run operator. All mail should be addressed to Fosters, Mich. Visitors are always welcome.

Remittance—Remit by Post Office Money Order, Express Money Order, Bank Draft, Registered Letter or your personal check. Make all orders payable to Balesky's Plant Nursery, Fosters, Mich.

References—As to my reliability, I refer you to the Birch Run State Bank, of Birch Run, Mich., Postmaster and Express Agent of Birch Run, Mich., German American Bank, of Frankenmuth, Mich., and the Postmaster of Fosters, Mich.

PLANTS TRUE TO NAME

I exercise the greatest care to have all plants true to name and unmixed. If for any reason a mistake should occur, I will refill the order free of charge or refund your money. It is however, mutually agreed between myself and my customers that I am not to be held responsible for more than the price paid me for the plants.

STRAWBERRY FLOWERS

All varieties marked (Per) have perfect flowers and will fruit when planted by themselves; those marked (Imp) have imperfect flowers and will not fruit unless planted beside perfect sorts. When planting imperfect varieties there should be at least one row of a perfect variety to every two or three rows of the imperfect one.

HEELING-IN

If when your plants arrive you are not ready to plant, heel them in by making a V-shaped trench about 8 inches deep. Untie the bunches and spread the plants along in the trench, roots downward. Cover the roots with moist soil and pack it firmly to exclude all air.

Water the ground until it is well soaked around the roots and keep moist until you are ready to plant. They will keep in excellent condition for several weeks. The best time to plant is when the ground is moist, or just before a rain.

It is advisable to have plants shipped early and heeled in, as they can be planted when weather conditions are most favorable, and scarcely a plant will be lost.

SELECTING A SITE

Any soil that will grow vegetables, or common farm crops will produce strawberries. Select a piece of ground that has been in a hoed crop the previous year and is free from sods and grasses. Avoid the high knolls and the low swampy places. The strawberry has a wide climatic adaptation and may be grown successfully upon almost any type of soil, from coarse sand to heavy clay, provided it is well supplied with moisture and at the same time well drained.

PLANTING

Mark the ground with a light marker made of boards just heavy enough to make a shallow mark. If the marks are made too deep it will be difficult to set the plants the right depth. For planting we use a common square pointed spade. Thrust the spade into the ground, rock it to and fro; this makes a V-shaped opening ready to receive the plant.

The roots should be well spread and moist soil pressed firmly against them with the foot. Set the roots full length into the ground where they can get moisture, but do not set them deeper than they originally were grown.

Keeping the roots cool and moist, pressing the soil firmly about the roots and setting the crowns at the right height, are the things to be kept in mind when planting.

Do not plant on a windy day. Do not at any time unduly expose the roots to the sun or wind. Keep them covered with a wet burlap. Do not allow dry soil to come in contact with the roots.



PREMIER

See Price List on Page 14

CULTIVATING

Cultivation should begin as soon as plants are set and continued every week or ten days throughout the growing season, especially after every rain as soon as conditions permit. Never cultivate when the ground is wet and soggy. Cultivate shallow and often and keep the rows free from weeds at all times.

THE WHITE GRUB

Strawberries should never be planted on land that is infested with white grubs. For that reason sod land should be avoided. Of course, the grub will also be found on cultivated land but not nearly as many as on sod. Up to the present time no effective remedy has been found to combat the pest successfully, except to dig him out and kill him. When you see a plant beginning to wilt, it is nearly always a sure sign that the white grub is present. Dig about the roots and you will find that he has chewed them off. By killing him you may not always save the plant, but you prevent him from doing further damage to other plants.

I recommend fall plowing for strawberries. It leaves the soil in a loose condition, allowing the frost to penetrate deep, which will destroy the grub larvae to a great extent.

REMOVING THE BLOSSOMS

Shortly after the plants are set they will begin to blossom. All blossoms should be removed by cutting or pinching off the fruiting stems as soon as they appear. Standard varieties should not be allowed to fruit the first year.

COMMERCIAL FERTILIZER

When stable manure is not available, commercial fertilizer may be depended upon if the humus content of the soil is maintained either by green manure crops or otherwise. As the soil conditions in the different localities are so varied, it is difficult to prescribe a formula that will apply to all localities. However, all strawberry fertilizers should contain a small percentage of nitrogen, and a high percentage of potash and phosphate. A 2-8-10 is a common formula. Most large fertilizer manufacturers prepare a brand suitable for strawberries.

In soils that are deficient in phosphorus, good results may sometimes be obtained by the use of 200 to 400 pounds of acid phosphate sown broadcast per acre. Lime should not be used for strawberries, as they prefer a somewhat acid condition, but it may be used to favor some other crop preceding strawberries.

MULCHING

To protect the strawberry plants during the winter, they should be mulched. This should be done in late fall when the ground is frozen hard enough to hold up a team and wagon. Straw or any vegetable material may be used. The mulch should not be spread too thickly over the plants, but may be thicker between the rows. On sandy soils a lighter mulch may be used than on clay soils. Long strawy manure makes an excellent mulch, by placing the strawy part over the plants and the solid part between the rows. In the spring when growth commences, part of the mulch should be removed from off the plants and placed between the rows, allowing the plants to grow up through. The mulch will smother weeds, conserve moisture, and keep the berries clean.

GROWING A MULCH


Where mulching material is not available, a very satisfactory mulch can be grown by sowing oats between the strawberry rows just before the last cultivation. The oats should have about fifty days growth before a killing frost is expected. They should not be sown too thickly or too close to the plants as there is danger of smothering them. About one or two bushels per acre according to conditions. After the oats have been killed, they will form a good mulch between the rows and over the plants.

See Price List on Page 14

GLADIOLI

"THE GLORY OF THE GARDEN"

ALL BLOOMING SIZE BULBS — WE PAY THE POSTAGE



AMERICA—Beautiful soft shell pink with a lavender tinge. Flowers large, wide open with several blooms open at a time. Fine for cut flowers. The most popular variety and one of the easiest to grow. 5c each; 50c per dozen.

BARON HULOT—Velvety purple with lemon dash on medial line. 10c each; \$1.00 per dozen.

CHICAGO WHITE—White with lavender line on lower petal. One of the earliest whites. 5c each; 50c per dozen.

CRACKERJACK — Handsome large flowers of a rich dark velvety red 5c each; 50c per dozen.

EVELYN KIRTLAND—Beautiful soft rose pink with shell pink center. One of the finest. Tall grower. Has taken many prizes at the gladioli shows. 10c each; \$1.00 per doz.

FRANCIS KING—Large flame scarlet. Flowers on extremely long spike. Very popular for window display and decorating purposes. 5c each; 50c per dozen.

HELEN FRANKLIN — Pure white; violet throat markings. Vigorous, tall, with strong straight spike, averaging 6 to 10 open flowers at a time. One of the ruffled varieties. Awarded many prizes at the Gladioli shows. Recognized by leading author-

ities as one of the best commercial sorts yet introduced. 10c each; \$1.00 per doz.

GRETCHEN ZANG—Delicate soft rose pink shading to coral pink. Tall and graceful. A beauty. If you admire delicate colors, try this one. 10c each; \$1.00 per dozen.

HALLEY—Large well open flowers of a beautiful salmon pink with carmine penciling on lower petals. One of the earliest. Inexpensive but good. 5c each; 50c per dozen.

HOLLAND GIANT (Glory von Kennmerland)—Very large, rose pink with yellow center and carmine throat markings. A new imported variety of immense size, blooms often measuring 6 inches across the petals when in full bloom. 15c each; \$1.50 per dozen.

IDA VAN—Fine deep salmon-red, or flaming orange-pink, shading darker in throat. Large open flowers. Rich and brilliant. 10c each; \$1.00 per dozen.

GLADIOLI---Continued.

MRS. FRANK PENDELTON—One of the very finest. Light pink with giant blotch of richest carmine red in throat. Large wide open flowers. Tall strong grower and long well filled spike. A grand variety. Has been awarded many prizes. 10c each; \$1.00 per dozen.

MRS. WATT—Beautiful deep brilliant wine color. A very distinct shade. 10c each; \$1.00 per dozen.

NIAGARA—Light creamy yellow splashed with pink. Large open flowers on a strong spike. 8c each; 75c per dozen.

PANAMA—Handsome large pink flowers, wax-like and wide open. A favorite with all. A prize winner. If you grow cut flowers, don't overlook this one. 5c each; 50c per dozen.

WILBRINK—A refined flower of delicate flesh-pink color. Large well open flowers on a long spike. A profuse bloomer and one of the earliest. In demand by florists. 10c each; \$1.00 per dozen.

WAR—Deep brilliant red. Strong grower with wide open flowers. Sold at a dollar a bulb a few years ago. 10c each; \$1.00 per dozen.

PRINCEPS—Known as the \$1,000 gladiolus. Rich dark scarlet. Wide open flowers with broad white blotches across lower petals. 10c each; \$1.00 per doz.

PRINCEPINE—Carmine red with large white blotch. Fine. 10c each; \$1.00 per dozen.

PRINCE OF WALES—A very high class variety of great merit. A pure salmon self color without any markings. In great demand. 10c each; \$1.00 per dozen.

PEACE—A grand variety. Giant white with lavender penciling on lower petals. A good one for your cut flower trade. 10c each. \$1.00 per dozen.

SCHWABEN—Clear canary yellow, shading to sulphur yellow, with a touch of red in throat. Tall vigorous grower. Large flowers. One of the very best yellows on the market today. 10c each; \$1.00 per dozen.

MIRANDA—Large primulinus type, producing three to four flower spikes from every bulb. Color fine canary yellow, slightly striped with carmine rose. 5c each; 50c per dozen.

HOHENSTAUFEN—Flowers are white, suffused with deep yellow, maroon blotch in throat. Straight upright grower. Very prolific. 5c each; 50c per doz.

GARDEN MIXTURE—This mixture is made up of many colors which would cost nearly twice as much if purchased separately. 25 bulbs for \$1.00; 100 for \$3.00.

BALESKY'S PLANT NURSERY, FOSTERS, MICH.

COLLECTION NO. 1

6 America30
6 Chicago White30
6 Crackerjack30
6 Miranda30

24 Bulbs.	Retail Value	\$1.20
Special price postpaid		\$1.00

COLLECTION NO 2

6 Panama30
6 Halley30
6 Francis King30
6 Hohenstaufen30
3 Helen Franklin30
3 Schwaben30

30 Bulbs.	Retail Value	\$1.80
Special price postpaid		\$1.50

COLLECTION NO. 3

3 Panama15
3 Helen Franklin30
3 Gretchen Zang30
3 Evelyn Kirtland30
3 Schwaben30
3 Holland Giant45
3 Mrs. Pendleton30
3 Primulinus Hybrids15

24 Bulbs.	Retail Value	\$2.25
Special price postpaid		\$2.00

HIT AND MISS MIXTURE

This mixture is made up of many colors though a little strong on yellow. The bulbs are not as large as our regular stock, but all will bloom. It contains nearly all named kinds and will give you a variety of fine blooms.

100 postpaid	\$2.00
--------------------	--------

READ THIS BEFORE ORDERING

Send in your order early, as some varieties are sold out quickly. Bulbs are shipped in March when danger of freezing is over, but will ship earlier at purchaser's risk when requested. All bulbs are blooming sizes. 6 at the dozen rate. 50 at the 100 rate. For prices per 100 multiply the dozen price by 7. All prepaid anywhere in the United States. Canadian and Foreign shipments add 10c per dozen. No orders accepted for less than 50c.

CULTURE

The Gladioli is easy to grow and requires no expert skill. If you can grow potatoes or vegetables, you can grow Gladioli. Plant in any good garden soil about the same time you plant your garden in the spring. For best results they should have a sunny position. Do not plant in the shade of trees or buildings. Plant the bulbs four or five inches deep in rows and about four or five inches between each bulb. If space is limited they may be planted in beds with bulbs set five inches apart each way. Do not use fresh manure. Well rotted manure, commercial fertilizer, wood ashes or bone meal well mixed with the soil will give you fine blooms.

When cutting flower spikes, let three or four leaves remain on the plant to properly mature the bulb. Dig the bulbs in the fall, cut off the tops and after letting them dry a few days in the open air, store in a cool but frost proof place for winter.

See Price List on Page 14

PRICE LIST OF STRAWBERRY PLANTS

In filling out the order sheet please write very plainly to avoid mistakes. Also, tell us if we may substitute in case we happen to be sold out of the variety ordered.

EARLY VARIETIES	100	200	500	1,000	3,000
M Early (Per).....	\$.50	\$.75	\$1.00	\$ 2.00	\$ 6.00
Premier (Per).....	1.00	1.75	3.25	6.50	17.50
Howard 17 (Per).....	1.00	1.75	3.25	6.50	17.50
MID-SEASON					
Sen. Dunlap (Per).....	.75	1.40	2.00	4.00	10.50
Gibson (Per).....	.80	1.50	2.50	5.00	14.00
Warfield (Imp.).....	.75	1.40	2.00	4.00	10.50
Dr. Burrill (Per).....	.75	1.40	2.00	4.00	10.50
Pocomoke (Per).....	1.00	1.75	2.75	5.50	15.00
Bubach (Imp).....	1.00	2.00	4.00	8.00	23.00
Cooper (Per).....	1.50	2.90	7.00	14.00	30.00
Parsons B. (Per).....	1.00	1.75	2.75	5.50	15.00
LATE					
Aroma (Per).....	1.00	1.75	3.25	6.50	16.50
Gandy (Per).....	1.00	1.90	4.00	8.00	22.00
Brandywine (Per).....	1.00	1.90	3.50	7.00	18.00
EVERBEARING					
Progressive (Per).....	1.50	2.90	7.00	14.00	30.00
Champion (Per).....	1.50	2.90	7.00	14.00	30.00
Superb (Per).....	2.00	3.50	8.00	16.00	40.00

NOTE:—If your order amounts to 5,000 or more plants of any one variety, write for special prices, naming varieties wanted.

NUMBER OF PLANTS REQUIRED TO PLANT ONE ACRE

Plants 12 inches by 3 feet.....	14,520
Plants 18 inches by 3 feet.....	9,680
Plants 18 inches by 3½ feet.....	8,297
Plants 24 inches by 3½ feet.....	6,222
Plants 24 inches by 4 feet.....	5,445
Plants 30 inches by 3½ feet.....	4,335

DIGGING AND SHIPPING

Digging and shipping begins as early in the spring as weather permits and continues until about May 20th. All plants are one season's growth and are grown for nursery stock only. They are strong, healthy, well rooted stock and guaranteed true to name. All plants are dug fresh for each order, packed in plenty of damp moss to reach all customers in good growing condition.

Balesky's Plants

Will Please You - - Let Us Prove It



DR. BURRILL, The Million Dollar Strawberry

Dr. Burrill is a scientific cross of the Crescent and Senator Dunlap, and was originated by Dr. Reasoner of Urbana, Illinois, who also originated the Senator Dunlap. The quality of the Crescent and the productivity of the Dunlap are combined in the Dr. Burrill making one of the very best varieties now grown.

It is a variety that can be depended upon to produce a big crop of berries every year. It is impartial as to soil and climate and will do well wherever planted. You will make no mistake in planting largely to Dr. Burrill.